

ANVERS SMALL CEILING / WALL MOUNTED

With its refined silhouette, Anvers collection creates a maximum impact through its exquisite disc of natural alabaster stone encased within solid brass, creating a pure and elegant piece.

FINISH

Wall

all satin brass
CTO-07-09-0001

all bronze
CTO-07-09-0002

BULBS

integrated LED - trailing edge dimmable - 10.5w - 3000k

LED driver to be installed in the cavity

driver can be placed upto 2m away from the ceiling plate

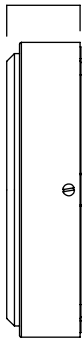
WEIGHT

2.5kg (5.3lbs)

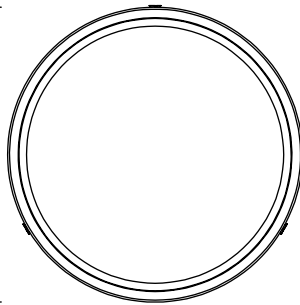
CERTIFICATION



48mm (1.9)

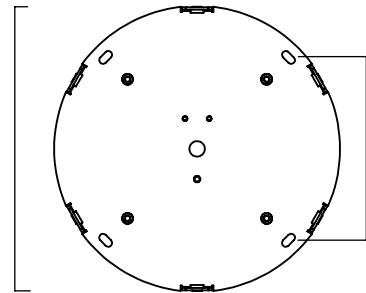


195mm (7.7)




mounting plate dimensions

189mm (7.5)



171mm (6.7)

88mm (3.5)



	Input Voltage	As Standard	On Request
Phase Cut (rotary dimmer)	230	✓	
0/1-10V230	230		✓
DALi	230		✓
Phase Cut (rotary dimmer)	120	✓	
0/1-10V120	120		✓
DALi	120	x	x

ANVERS SMALL WITH WALL / CEILING ROSE

With its refined silhouette, Anvers collection creates a maximum impact through its exquisite disc of natural alabaster stone encased within solid brass, creating a pure and elegant piece.

ADDITIONAL INFORMATION ON CEILING / WALL ROSE OPTION

FINISH

satin brass
CTO-07-09-0051

bronze
CTO-07-09-0052

WEIGHT

3kg (6.6lbs) - Total

Note - LED driver inside ceiling / wall rose.

